



# FERROUS OXALATE

ALPHA CHEMICALS PTY LTD

Chemwatch Hazard Alert Code: 2

Chemwatch: 15828-1

Version No: 7.1.1.1

Safety Data Sheet according to WHS and ADG requirements

Issue Date: 27/06/2017

Print Date: 12/02/2020

S.GHS.AUS.EN

## SECTION 1 IDENTIFICATION OF THE SUBSTANCE / MIXTURE AND OF THE COMPANY / UNDERTAKING

### Product Identifier

Product name	FERROUS OXALATE
Chemical Name	ferrous oxalate
Synonyms	C2-Fe-O4; FeC2O4.2H2O; oxalic acid, ferrous salt; ethanedioic acid, ferrous salt; iron(II) oxalate; Ferro; ferrous oxalate dihydrate; ferrous oxalate hexahydrate
Proper shipping name	ENVIRONMENTALLY HAZARDOUS SUBSTANCE, SOLID, N.O.S. (contains ferrous oxalate)
Chemical formula	C2FeO4 C2H4FeO6
Other means of identification	Not Available
CAS number	516-03-0

### Relevant identified uses of the substance or mixture and uses advised against

Relevant identified uses	Photographic developer for silverbromide-gelatin plates; imparts greenish-brown tint to optical glass (sunglasses, windshields, railroad car windows), for decorative glassware; pigment for plastics, paints and lacquers. [-Regeant -]
--------------------------	--

### Details of the supplier of the safety data sheet

Registered company name	ALPHA CHEMICALS PTY LTD
Address	4 ALLEN PLACE WETHERILL PARK NSW 2099 Australia
Telephone	61 (0)2 9982 4622
Fax	Not Available
Website	~
Email	shane@alphachem.com.au

### Emergency telephone number

Association / Organisation	ALPHA CHEMICALS PTY LTD
Emergency telephone numbers	61 (0)418 237 771
Other emergency telephone numbers	Not Available

## SECTION 2 HAZARDS IDENTIFICATION

### Classification of the substance or mixture

**HAZARDOUS CHEMICAL. DANGEROUS GOODS. According to the WHS Regulations and the ADG Code.**

#### CHEMWATCH HAZARD RATINGS

	Min	Max
Flammability	1	2
Toxicity	2	3
Body Contact	2	3
Reactivity	1	2
Chronic	0	1


0 = Minimum  
1 = Low  
2 = Moderate  
3 = High  
4 = Extreme

Poisons Schedule	Not Applicable
Classification [1]	Acute Toxicity (Dermal) Category 4, Acute Toxicity (Oral) Category 4, Skin Corrosion/Irritation Category 2, Eye Irritation Category 2A
Legend:	1. Classified by Chemwatch; 2. Classification drawn from HCIS; 3. Classification drawn from Regulation (EU) No 1272/2008 - Annex VI

### Label elements

Continued...

**FERROUS OXALATE**

<b>Hazard pictogram(s)</b>	
----------------------------	---

<b>SIGNAL WORD</b>	<b>WARNING</b>
--------------------	----------------

**Hazard statement(s)**

<b>H312</b>	Harmful in contact with skin.
<b>H302</b>	Harmful if swallowed.
<b>H315</b>	Causes skin irritation.
<b>H319</b>	Causes serious eye irritation.

**Precautionary statement(s) Prevention**

<b>P270</b>	Do not eat, drink or smoke when using this product.
<b>P280</b>	Wear protective gloves/protective clothing/eye protection/face protection.

**Precautionary statement(s) Response**

<b>P321</b>	Specific treatment (see advice on this label).
<b>P322</b>	Specific measures (see advice on this label).
<b>P362</b>	Take off contaminated clothing and wash before reuse.
<b>P305+P351+P338</b>	IF IN EYES: Rinse cautiously with water for several minutes. Remove contact lenses, if present and easy to do. Continue rinsing.
<b>P337+P313</b>	If eye irritation persists: Get medical advice/attention.
<b>P301+P312</b>	IF SWALLOWED: Call a POISON CENTER or doctor/physician if you feel unwell.
<b>P302+P352</b>	IF ON SKIN: Wash with plenty of water.
<b>P330</b>	Rinse mouth.

**Precautionary statement(s) Storage**

Not Applicable

**Precautionary statement(s) Disposal**

<b>P501</b>	Dispose of contents/container to authorised hazardous or special waste collection point in accordance with any local regulation
-------------	---

**SECTION 3 COMPOSITION / INFORMATION ON INGREDIENTS**

**Substances**

CAS No	%[weight]	Name
516-03-0	>=98	<u>ferrous oxalate</u>

**Mixtures**

See section above for composition of Substances

**SECTION 4 FIRST AID MEASURES**

**Description of first aid measures**

<b>Eye Contact</b>	<p>If this product comes in contact with the eyes:</p> <ul style="list-style-type: none"> <li>▶ Wash out immediately with fresh running water.</li> <li>▶ Ensure complete irrigation of the eye by keeping eyelids apart and away from eye and moving the eyelids by occasionally lifting the upper and lower lids.</li> <li>▶ Seek medical attention without delay; if pain persists or recurs seek medical attention.</li> <li>▶ Removal of contact lenses after an eye injury should only be undertaken by skilled personnel.</li> </ul>
<b>Skin Contact</b>	<p>If skin contact occurs:</p> <ul style="list-style-type: none"> <li>▶ Immediately remove all contaminated clothing, including footwear.</li> <li>▶ Flush skin and hair with running water (and soap if available).</li> <li>▶ Seek medical attention in event of irritation.</li> </ul>
<b>Inhalation</b>	<ul style="list-style-type: none"> <li>▶ If fumes or combustion products are inhaled remove from contaminated area.</li> <li>▶ Lay patient down. Keep warm and rested.</li> <li>▶ Prostheses such as false teeth, which may block airway, should be removed, where possible, prior to initiating first aid procedures.</li> <li>▶ Apply artificial respiration if not breathing, preferably with a demand valve resuscitator, bag-valve mask device, or pocket mask as trained. Perform CPR if necessary.</li> <li>▶ Transport to hospital, or doctor.</li> </ul>
<b>Ingestion</b>	<ul style="list-style-type: none"> <li>▶ <b>IF SWALLOWED, REFER FOR MEDICAL ATTENTION, WHERE POSSIBLE, WITHOUT DELAY.</b></li> <li>▶ For advice, contact a Poisons Information Centre or a doctor.</li> <li>▶ Urgent hospital treatment is likely to be needed.</li> <li>▶ In the mean time, qualified first-aid personnel should treat the patient following observation and employing supportive measures as indicated by the patient's condition.</li> <li>▶ If the services of a medical officer or medical doctor are readily available, the patient should be placed in his/her care and a copy of the SDS should be provided. Further action will be the responsibility of the medical specialist.</li> <li>▶ If medical attention is not available on the worksite or surroundings send the patient to a hospital together with a copy of the SDS.</li> </ul>

Where medical attention is not immediately available or where the patient is more than 15 minutes from a hospital or unless instructed otherwise:

- ▶ **INDUCE** vomiting with fingers down the back of the throat, **ONLY IF CONSCIOUS**. Lean patient forward or place on left side (head-down position, if possible) to maintain open airway and prevent aspiration.

**NOTE:** Wear a protective glove when inducing vomiting by mechanical means.

#### Indication of any immediate medical attention and special treatment needed

For acute or short term repeated exposures to iron and its derivatives:

- ▶ Always treat symptoms rather than history.
- ▶ In general, however, toxic doses exceed 20 mg/kg of ingested material (as elemental iron) with lethal doses exceeding 180 mg/kg.
- ▶ Control of iron stores depend on variation in absorption rather than excretion. Absorption occurs through aspiration, ingestion and burned skin.
- ▶ Hepatic damage may progress to failure with hypoprothrombinaemia and hypoglycaemia. Hepatorenal syndrome may occur.
- ▶ Iron intoxication may also result in decreased cardiac output and increased cardiac pooling which subsequently produces hypotension.
- ▶ Serum iron should be analysed in symptomatic patients. Serum iron levels (2-4 hrs post-ingestion) greater than 100 ug/dL indicate poisoning with levels, in excess of 350 ug/dL, being potentially serious. Emesis or lavage (for obtunded patients with no gag reflex) are the usual means of decontamination.
- ▶ Activated charcoal does not effectively bind iron.
- ▶ Catharsis (using sodium sulfate or magnesium sulfate) may only be used if the patient already has diarrhoea.
- ▶ Deferoxamine is a specific chelator of ferric (3+) iron and is currently the antidote of choice. It should be administered parenterally. [Ellenhorn and Barceloux: Medical Toxicology]

Treatment must be prompt.

- ▶ Give immediately by mouth, a dilute solution of any soluble calcium salt; calcium lactate, lime water, finely pulverised chalk or plaster suspended in a large volume of water or milk. Large amounts of calcium are required to inactivate oxalate by precipitating it as the insoluble calcium salt. Do NOT give an emetic drug.
- ▶ Perform gastric lavage carefully or not at all if severe mucosal injury is evident. Dilute lime water (calcium hydroxide) makes a good lavage fluid if used in large quantity.
- ▶ Administer a slow intravenous injection of 10-20 ml of calcium gluconate (10% solution) or of calcium chloride (5% solution). This injection may be repeated frequently to prevent hypocalcaemic tetany. Calcium gluconate (10 m) may also be given intramuscularly every few hours. Calcium compounds are never given subcutaneously; even the intramuscular route is hazardous in infants because of the incidence of sloughing.
- ▶ In severe cases parathyroid extract (100 USP units) should be given intramuscularly.
- ▶ Morphine may be necessary to control pain.
- ▶ Treat shock by cautious intravenous injection of isotonic saline solution. Check for metabolic acidosis and infuse sodium bicarbonate if necessary.
- ▶ Watch for oedema of the glottis late formation of oesophageal stricture.
- ▶ Useful demulcents by mouth include milk of magnesia, bismuth subcarbonate, and mineral oil.
- ▶ Prophylactic and therapeutic measures in anticipation of renal damage.

[GOSSELIN SMITH HODGE: Clinical Toxicology of Commercial Products]

Oxalates are readily metabolized to oxalic acid in the body. Oxalic acid is excreted in the urine at a rate of 8-40 mg/day in healthy normal men and women. About half is excreted as oxalic acid and half as magnesium, calcium or other salts. Ingested oxalic acid is also excreted in the feces. In rats, approximately half of ingested oxalic acid is destroyed by bacterial action and about 25% is excreted unchanged in the feces. In humans, calcium oxalate is deposited in the kidneys as crystals and may be deposited in non-crystalline form, bound to lipid, in the liver and other body tissues.

## SECTION 5 FIREFIGHTING MEASURES

### Extinguishing media

- ▶ Foam.
- ▶ Dry chemical powder.
- ▶ BCF (where regulations permit).
- ▶ Carbon dioxide.
- ▶ Water spray or fog - Large fires only.

### Special hazards arising from the substrate or mixture

#### Fire Incompatibility

- ▶ Avoid contamination with oxidising agents i.e. nitrates, oxidising acids, chlorine bleaches, pool chlorine etc. as ignition may result

### Advice for firefighters

#### Fire Fighting

- ▶ Alert Fire Brigade and tell them location and nature of hazard.
- ▶ Wear breathing apparatus plus protective gloves.
- ▶ Prevent, by any means available, spillage from entering drains or water courses.
- ▶ Use water delivered as a fine spray to control fire and cool adjacent area.
- ▶ **DO NOT** approach containers suspected to be hot.
- ▶ Cool fire exposed containers with water spray from a protected location.
- ▶ If safe to do so, remove containers from path of fire.
- ▶ Equipment should be thoroughly decontaminated after use.

#### Fire/Explosion Hazard

- ▶ Combustible solid which burns but propagates flame with difficulty; it is estimated that most organic dusts are combustible (circa 70%) - according to the circumstances under which the combustion process occurs, such materials may cause fires and / or dust explosions.
- ▶ Organic powders when finely divided over a range of concentrations regardless of particulate size or shape and suspended in air or some other oxidizing medium may form explosive dust-air mixtures and result in a fire or dust explosion (including secondary explosions).
- ▶ Avoid generating dust, particularly clouds of dust in a confined or unventilated space as dusts may form an explosive mixture with air, and any source of ignition, i.e. flame or spark, will cause fire or explosion. Dust clouds generated by the fine grinding of the solid are a particular hazard; accumulations of fine dust (420 micron or less) may burn rapidly and fiercely if ignited - particles exceeding this limit will generally not form flammable dust clouds; once initiated, however, larger particles up to 1400 microns diameter will contribute to the propagation of an explosion.
- ▶ In the same way as gases and vapours, dusts in the form of a cloud are only ignitable over a range of concentrations; in principle, the concepts of lower explosive limit (LEL) and upper explosive limit (UEL) are applicable to dust clouds but only the LEL is of practical use; - this is because of the inherent difficulty of achieving homogeneous dust clouds at high temperatures (for dusts the LEL is often called the "Minimum Explosible Concentration", MEC).
- ▶ When processed with flammable liquids/vapors/mists, ignitable (hybrid) mixtures may be formed with combustible dusts. Ignitable mixtures will increase the rate of explosion pressure rise and the Minimum Ignition Energy (the minimum amount of energy required to ignite dust clouds - MIE) will be lower than the pure dust in air mixture. The Lower Explosive Limit (LEL) of the vapour/dust mixture will be lower than the individual LELs for the vapors/mists or dusts.

Combustion products include:  
carbon monoxide (CO)

**FERROUS OXALATE**

	carbon dioxide (CO2) metal oxides other pyrolysis products typical of burning organic material.
<b>HAZCHEM</b>	2Z

**SECTION 6 ACCIDENTAL RELEASE MEASURES**

**Personal precautions, protective equipment and emergency procedures**

See section 8

**Environmental precautions**

See section 12

**Methods and material for containment and cleaning up**

<b>Minor Spills</b>	<ul style="list-style-type: none"> <li>▶ Remove all ignition sources.</li> <li>▶ Clean up all spills immediately.</li> <li>▶ Avoid contact with skin and eyes.</li> <li>▶ Control personal contact with the substance, by using protective equipment.</li> <li>▶ Use dry clean up procedures and avoid generating dust.</li> <li>▶ Place in a suitable, labelled container for waste disposal.</li> </ul> <p>Environmental hazard - contain spillage.</p>
<b>Major Spills</b>	<p>Environmental hazard - contain spillage. Moderate hazard.</p> <ul style="list-style-type: none"> <li>▶ <b>CAUTION:</b> Advise personnel in area.</li> <li>▶ Alert Emergency Services and tell them location and nature of hazard.</li> <li>▶ Control personal contact by wearing protective clothing.</li> <li>▶ Prevent, by any means available, spillage from entering drains or water courses.</li> <li>▶ Recover product wherever possible.</li> <li>▶ <b>IF DRY:</b> Use dry clean up procedures and avoid generating dust. Collect residues and place in sealed plastic bags or other containers for disposal.</li> </ul>

Personal Protective Equipment advice is contained in Section 8 of the SDS.

**SECTION 7 HANDLING AND STORAGE**

**Precautions for safe handling**

<b>Safe handling</b>	<ul style="list-style-type: none"> <li>▶ Avoid all personal contact, including inhalation.</li> <li>▶ Wear protective clothing when risk of exposure occurs.</li> <li>▶ Use in a well-ventilated area.</li> <li>▶ Prevent concentration in hollows and sumps.</li> <li>▶ <b>DO NOT enter confined spaces until atmosphere has been checked.</b></li> <li>▶ <b>DO NOT allow material to contact humans, exposed food or food utensils.</b></li> <li>▶ Avoid contact with incompatible materials.</li> <li>▶ <b>When handling, DO NOT eat, drink or smoke.</b></li> <li>▶ Organic powders when finely divided over a range of concentrations regardless of particulate size or shape and suspended in air or some other oxidizing medium may form explosive dust-air mixtures and result in a fire or dust explosion (including secondary explosions)</li> <li>▶ Minimise airborne dust and eliminate all ignition sources. Keep away from heat, hot surfaces, sparks, and flame.</li> <li>▶ Establish good housekeeping practices.</li> <li>▶ Remove dust accumulations on a regular basis by vacuuming or gentle sweeping to avoid creating dust clouds.</li> <li>▶ Use continuous suction at points of dust generation to capture and minimise the accumulation of dusts. Particular attention should be given to overhead and hidden horizontal surfaces to minimise the probability of a "secondary" explosion. According to NFPA Standard 654, dust layers 1/32 in.(0.8 mm) thick can be sufficient to warrant immediate cleaning of the area.</li> <li>▶ Do not use air hoses for cleaning.</li> </ul>
<b>Other information</b>	<ul style="list-style-type: none"> <li>▶ Store in original containers.</li> <li>▶ Keep containers securely sealed.</li> <li>▶ Store in a cool, dry area protected from environmental extremes.</li> <li>▶ Store away from incompatible materials and foodstuff containers.</li> <li>▶ Protect containers against physical damage and check regularly for leaks.</li> <li>▶ Observe manufacturer's storage and handling recommendations contained within this SDS.</li> </ul> <p>For major quantities:</p> <ul style="list-style-type: none"> <li>▶ Consider storage in banded areas - ensure storage areas are isolated from sources of community water (including stormwater, ground water, lakes and streams).</li> <li>▶ Ensure that accidental discharge to air or water is the subject of a contingency disaster management plan; this may require consultation with local authorities.</li> </ul>

**Conditions for safe storage, including any incompatibilities**

<b>Suitable container</b>	<ul style="list-style-type: none"> <li>▶ Glass container is suitable for laboratory quantities</li> <li>▶ Polyethylene or polypropylene container.</li> <li>▶ Check all containers are clearly labelled and free from leaks.</li> </ul>
<b>Storage incompatibility</b>	<ul style="list-style-type: none"> <li>▶ Avoid reaction with oxidising agents</li> <li>▶ Avoid storage with sodium hypochlorite and ammonium acetate.</li> </ul>

**SECTION 8 EXPOSURE CONTROLS / PERSONAL PROTECTION**

**Control parameters**

|| OCCUPATIONAL EXPOSURE LIMITS (OEL)

|| INGREDIENT DATA

**FERROUS OXALATE**

Not Available


**EMERGENCY LIMITS**

Ingredient	Material name	TEEL-1	TEEL-2	TEEL-3
ferrous oxalate	Ferrous Oxalate; (Iron(II) oxalate)	7.7 mg/m3	86 mg/m3	510 mg/m3
Ingredient	Original IDLH	Revised IDLH		
ferrous oxalate	Not Available	Not Available		

**OCCUPATIONAL EXPOSURE BANDING**

Ingredient	Occupational Exposure Band Rating	Occupational Exposure Band Limit
ferrous oxalate	E	≤ 0.01 mg/m³
<b>Notes:</b>	<i>Occupational exposure banding is a process of assigning chemicals into specific categories or bands based on a chemical's potency and the adverse health outcomes associated with exposure. The output of this process is an occupational exposure band (OEB), which corresponds to a range of exposure concentrations that are expected to protect worker health.</i>	

**Exposure controls**

<b>Appropriate engineering controls</b>	<p>Engineering controls are used to remove a hazard or place a barrier between the worker and the hazard. Well-designed engineering controls can be highly effective in protecting workers and will typically be independent of worker interactions to provide this high level of protection. The basic types of engineering controls are:</p> <p>Process controls which involve changing the way a job activity or process is done to reduce the risk.</p> <p>Enclosure and/or isolation of emission source which keeps a selected hazard "physically" away from the worker and ventilation that strategically "adds" and "removes" air in the work environment. Ventilation can remove or dilute an air contaminant if designed properly. The design of a ventilation system must match the particular process and chemical or contaminant in use.</p> <p>Employers may need to use multiple types of controls to prevent employee overexposure.</p> <ul style="list-style-type: none"> <li>Local exhaust ventilation is required where solids are handled as powders or crystals; even when particulates are relatively large, a certain proportion will be powdered by mutual friction.</li> </ul>
<b>Personal protection</b>	
<b>Eye and face protection</b>	<ul style="list-style-type: none"> <li>Safety glasses with side shields.</li> <li>Chemical goggles.</li> <li>Contact lenses may pose a special hazard; soft contact lenses may absorb and concentrate irritants. A written policy document, describing the wearing of lenses or restrictions on use, should be created for each workplace or task. This should include a review of lens absorption and adsorption for the class of chemicals in use and an account of injury experience. Medical and first-aid personnel should be trained in their removal and suitable equipment should be readily available. In the event of chemical exposure, begin eye irrigation immediately and remove contact lens as soon as practicable. Lens should be removed at the first signs of eye redness or irritation - lens should be removed in a clean environment only after workers have washed hands thoroughly.</li> </ul>
<b>Skin protection</b>	See Hand protection below
<b>Hands/feet protection</b>	<p>The selection of suitable gloves does not only depend on the material, but also on further marks of quality which vary from manufacturer to manufacturer. Where the chemical is a preparation of several substances, the resistance of the glove material can not be calculated in advance and has therefore to be checked prior to the application.</p> <p>The exact break through time for substances has to be obtained from the manufacturer of the protective gloves and has to be observed when making a final choice.</p> <p>Personal hygiene is a key element of effective hand care. Gloves must only be worn on clean hands. After using gloves, hands should be washed and dried thoroughly. Application of a non-perfumed moisturiser is recommended.</p> <p>Suitability and durability of glove type is dependent on usage.</p> <p>Experience indicates that the following polymers are suitable as glove materials for protection against undissolved, dry solids, where abrasive particles are not present.</p> <ul style="list-style-type: none"> <li>polychloroprene.</li> <li>nitrile rubber.</li> <li>butyl rubber.</li> <li>fluoroacoutchouc.</li> <li>polyvinyl chloride.</li> </ul> <p>Gloves should be examined for wear and/ or degradation constantly.</p>
<b>Body protection</b>	See Other protection below
<b>Other protection</b>	<ul style="list-style-type: none"> <li>Overalls.</li> <li>P.V.C. apron.</li> <li>Barrier cream.</li> <li>Skin cleansing cream.</li> <li>Eye wash unit.</li> </ul>

**Respiratory protection**

Particulate. (AS/NZS 1716 & 1715, EN 143:2000 & 149:001, ANSI Z88 or national equivalent)

Required Minimum Protection Factor	Half-Face Respirator	Full-Face Respirator	Powered Air Respirator
up to 10 x ES	P1 Air-line*	- -	PAPR-P1 -
up to 50 x ES	Air-line**	P2	PAPR-P2
up to 100 x ES	-	P3	-
		Air-line*	-
100+ x ES	-	Air-line**	PAPR-P3

\* - Negative pressure demand \*\* - Continuous flow

Continued...

A(All classes) = Organic vapours, B AUS or B1 = Acid gasses, B2 = Acid gas or hydrogen cyanide(HCN), B3 = Acid gas or hydrogen cyanide(HCN), E = Sulfur dioxide(SO<sub>2</sub>), G = Agricultural chemicals, K = Ammonia(NH<sub>3</sub>), Hg = Mercury, NO = Oxides of nitrogen, MB = Methyl bromide, AX = Low boiling point organic compounds(below 65 degC)

- ▶ Respirators may be necessary when engineering and administrative controls do not adequately prevent exposures.
- ▶ The decision to use respiratory protection should be based on professional judgment that takes into account toxicity information, exposure measurement data, and frequency and likelihood of the worker's exposure - ensure users are not subject to high thermal loads which may result in heat stress or distress due to personal protective equipment (powered, positive flow, full face apparatus may be an option).
- ▶ Published occupational exposure limits, where they exist, will assist in determining the adequacy of the selected respiratory protection. These may be government mandated or vendor recommended.
- ▶ Certified respirators will be useful for protecting workers from inhalation of particulates when properly selected and fit tested as part of a complete respiratory protection program.
- ▶ Use approved positive flow mask if significant quantities of dust becomes airborne.
- ▶ Try to avoid creating dust conditions.

## SECTION 9 PHYSICAL AND CHEMICAL PROPERTIES

### Information on basic physical and chemical properties

<b>Appearance</b>	Pale yellow odourless crystalline powder; does not mix well with water. Soluble in dilute mineral acids.		
<b>Physical state</b>	Divided Solid	<b>Relative density (Water = 1)</b>	2.28
<b>Odour</b>	Not Available	<b>Partition coefficient n-octanol / water</b>	Not Available
<b>Odour threshold</b>	Not Available	<b>Auto-ignition temperature (°C)</b>	Not Applicable
<b>pH (as supplied)</b>	Not Applicable	<b>Decomposition temperature</b>	150-160
<b>Melting point / freezing point (°C)</b>	Decomposes.	<b>Viscosity (cSt)</b>	Not Applicable
<b>Initial boiling point and boiling range (°C)</b>	Not Available	<b>Molecular weight (g/mol)</b>	143.87
<b>Flash point (°C)</b>	Not Available	<b>Taste</b>	Not Available
<b>Evaporation rate</b>	Not Applicable	<b>Explosive properties</b>	Not Available
<b>Flammability</b>	Not Available	<b>Oxidising properties</b>	Not Available
<b>Upper Explosive Limit (%)</b>	Not Available	<b>Surface Tension (dyn/cm or mN/m)</b>	Not Applicable
<b>Lower Explosive Limit (%)</b>	Not Available	<b>Volatile Component (%vol)</b>	Not Applicable
<b>Vapour pressure (kPa)</b>	Not Applicable	<b>Gas group</b>	Not Available
<b>Solubility in water</b>	Partly miscible	<b>pH as a solution (1%)</b>	Not Available
<b>Vapour density (Air = 1)</b>	Not Applicable	<b>VOC g/L</b>	Not Available

## SECTION 10 STABILITY AND REACTIVITY

<b>Reactivity</b>	See section 7
<b>Chemical stability</b>	<ul style="list-style-type: none"> <li>▶ Unstable in the presence of incompatible materials.</li> <li>▶ Product is considered stable.</li> <li>▶ Hazardous polymerisation will not occur.</li> </ul>
<b>Possibility of hazardous reactions</b>	See section 7
<b>Conditions to avoid</b>	See section 7
<b>Incompatible materials</b>	See section 7
<b>Hazardous decomposition products</b>	See section 5

## SECTION 11 TOXICOLOGICAL INFORMATION

### Information on toxicological effects

<b>Inhaled</b>	<p>Inhalation of dusts, generated by the material during the course of normal handling, may be damaging to the health of the individual. There is some evidence to suggest that the material can cause respiratory irritation in some persons. The body's response to such irritation can cause further lung damage.</p> <p>Persons with impaired respiratory function, airway diseases and conditions such as emphysema or chronic bronchitis, may incur further disability if excessive concentrations of particulate are inhaled.</p> <p>If prior damage to the circulatory or nervous systems has occurred or if kidney damage has been sustained, proper screenings should be conducted on individuals who may be exposed to further risk if handling and use of the material result in excessive exposures.</p> <p>Inhalation of soluble oxalate produces irritation of the respiratory tract. Effects on the body may include protein in the urine, ulceration of the mucous membranes, headache, nervousness, cough, vomiting, severe weight loss, back pain (due to kidney injury) and weakness.</p>
<b>Ingestion</b>	<p>Accidental ingestion of the material may be harmful; animal experiments indicate that ingestion of less than 150 gram may be fatal or may produce serious damage to the health of the individual.</p> <p>Iron poisoning results in pain in the upper abdomen and vomiting, and is followed hours later by shock, in severe cases coma and death. Iron toxicity increases in proportion to their solubility in the gastrointestinal tract.</p> <p>Soluble or solubilised oxides are severely corrosive to the digestive tract, and severe inflammation of the stomach and gut and secondary shock can cause death. Where there are no digestive symptoms (as seen when a dilute solution is swallowed), symptoms in other systems may dominate, including muscle twitching, cramps and central nervous system depression.</p>

<b>Skin Contact</b>	Skin contact with the material may be harmful; systemic effects may result following absorption. This material can cause inflammation of the skin on contact in some persons. The material may accentuate any pre-existing dermatitis condition. Oxalate ion is an irritant, and may cause skin irritation. Following contact, skin lesions may develop. Open cuts, abraded or irritated skin should not be exposed to this material. Entry into the blood-stream, through, for example, cuts, abrasions or lesions, may produce systemic injury with harmful effects. Examine the skin prior to the use of the material and ensure that any external damage is suitably protected.	
<b>Eye</b>	This material can cause eye irritation and damage in some persons.	
<b>Chronic</b>	Substance accumulation, in the human body, may occur and may cause some concern following repeated or long-term occupational exposure. Based on experience with similar materials, there is a possibility that exposure to the material may reduce fertility in humans at levels which do not cause other toxic effects. Long term exposure to high dust concentrations may cause changes in lung function i.e. pneumoconiosis, caused by particles less than 0.5 micron penetrating and remaining in the lung. Chronic excessive intake of iron have been associated with damage to the liver and pancreas. People with a genetic disposition to poor control over iron are at an increased risk. Chronic exposure to oxalates may result in circulatory failure or nervous system irregularities, the latter due to calcium binding to oxalate. Prolonged and severe exposure can cause chronic cough, protein in the urine, vomiting, pain in the back, and gradual weight loss and weakness.	
<b>ferrous oxalate</b>	<b>TOXICITY</b> Not Available	<b>IRRITATION</b> Not Available
<b>Legend:</b>	1. Value obtained from Europe ECHA Registered Substances - Acute toxicity 2. * Value obtained from manufacturer's SDS. Unless otherwise specified data extracted from RTECS - Register of Toxic Effect of chemical Substances	

<b>FERROUS OXALATE</b>	No significant acute toxicological data identified in literature search.		
<b>Acute Toxicity</b>	✓	<b>Carcinogenicity</b>	✗
<b>Skin Irritation/Corrosion</b>	✓	<b>Reproductivity</b>	✗
<b>Serious Eye Damage/Irritation</b>	✓	<b>STOT - Single Exposure</b>	✗
<b>Respiratory or Skin sensitisation</b>	✗	<b>STOT - Repeated Exposure</b>	✗
<b>Mutagenicity</b>	✗	<b>Aspiration Hazard</b>	✗

**Legend:** ✗ – Data either not available or does not fill the criteria for classification  
 ✓ – Data available to make classification

## SECTION 12 ECOLOGICAL INFORMATION

### Toxicity

	ENDPOINT	TEST DURATION (HR)	SPECIES	VALUE	SOURCE
<b>ferrous oxalate</b>	Not Available	Not Available	Not Available	Not Available	Not Available
<b>Legend:</b>	Extracted from 1. IUCLID Toxicity Data 2. Europe ECHA Registered Substances - Ecotoxicological Information - Aquatic Toxicity 3. EPIWIN Suite V3.12 (QSAR) - Aquatic Toxicity Data (Estimated) 4. US EPA, Ecotox database - Aquatic Toxicity Data 5. ECETOC Aquatic Hazard Assessment Data 6. NITE (Japan) - Bioconcentration Data 7. METI (Japan) - Bioconcentration Data 8. Vendor Data				

For Oxalic Acid and Oxalate Salts:

Atmospheric Fate: If released to the atmosphere, removal from air via wet deposition, dry deposition, and photolysis is likely to occur.

Terrestrial Fate: If released to soil, oxalic acid at pH 5 - 9 will be in the form of the oxalate ion and is expected to leach in soil. Photolysis and biodegradation are expected to be an important fate processes. It has not been determined whether the oxalate ion will adsorb to sediment or soil more strongly than its estimated Koc value indicates.

Aquatic Fate: If released to water, oxalic acid / oxalates will not volatilize, adsorb to sediment, bioconcentrate in aquatic organisms, oxidize or hydrolyze. Oxalic acid, however, may act as a leaching agent for those metals that form soluble oxalate complexes, including aluminum and iron. Oxalic acid is not expected to bioconcentrate in aquatic organisms. The predominant aquatic fate processes are expected to be photolysis in surface waters, aerobic and anaerobic biodegradation.

**DO NOT discharge into sewer or waterways.**

### Persistence and degradability

Ingredient	Persistence: Water/Soil	Persistence: Air
	No Data available for all ingredients	No Data available for all ingredients

### Bioaccumulative potential

Ingredient	Bioaccumulation
	No Data available for all ingredients

### Mobility in soil

Ingredient	Mobility
	No Data available for all ingredients


## SECTION 13 DISPOSAL CONSIDERATIONS

### Waste treatment methods

<b>Product / Packaging disposal</b>	<ul style="list-style-type: none"> <li>▶ Containers may still present a chemical hazard/ danger when empty.</li> <li>▶ Return to supplier for reuse/ recycling if possible.</li> </ul> <p>Otherwise:</p> <ul style="list-style-type: none"> <li>▶ If container can not be cleaned sufficiently well to ensure that residuals do not remain or if the container cannot be used to store the same product, then puncture containers, to prevent re-use, and bury at an authorised landfill.</li> <li>▶ Where possible retain label warnings and SDS and observe all notices pertaining to the product.</li> </ul> <p>Legislation addressing waste disposal requirements may differ by country, state and/ or territory. Each user must refer to laws operating in their area. In some areas, certain wastes must be tracked.</p> <p>A Hierarchy of Controls seems to be common - the user should investigate:</p> <ul style="list-style-type: none"> <li>▶ Reduction</li> <li>▶ Reuse</li> <li>▶ Recycling</li> <li>▶ Disposal (if all else fails)</li> </ul> <p>This material may be recycled if unused, or if it has not been contaminated so as to make it unsuitable for its intended use. Shelf life considerations should also be applied in making decisions of this type. Note that properties of a material may change in use, and recycling or reuse may not always be appropriate. In most instances the supplier of the material should be consulted.</p> <ul style="list-style-type: none"> <li>▶ <b>DO NOT allow wash water from cleaning or process equipment to enter drains.</b></li> <li>▶ It may be necessary to collect all wash water for treatment before disposal.</li> <li>▶ In all cases disposal to sewer may be subject to local laws and regulations and these should be considered first.</li> <li>▶ Where in doubt contact the responsible authority.</li> <li>▶ Recycle wherever possible.</li> <li>▶ Consult manufacturer for recycling options or consult local or regional waste management authority for disposal if no suitable treatment or disposal facility can be identified.</li> <li>▶ Dispose of by: burial in a land-fill specifically licensed to accept chemical and / or pharmaceutical wastes or Incineration in a licensed apparatus (after admixture with suitable combustible material)</li> <li>▶ Decontaminate empty containers. Observe all label safeguards until containers are cleaned and destroyed.</li> </ul>
-------------------------------------	---

## SECTION 14 TRANSPORT INFORMATION

### Labels Required

	
<b>Marine Pollutant</b>	NO
<b>HAZCHEM</b>	2Z

### Land transport (ADG)

<b>UN number</b>	3077				
<b>UN proper shipping name</b>	ENVIRONMENTALLY HAZARDOUS SUBSTANCE, SOLID, N.O.S. (contains ferrous oxalate)				
<b>Transport hazard class(es)</b>	<table border="0"> <tr> <td style="border-right: 1px dashed black;">Class</td> <td>9</td> </tr> <tr> <td style="border-right: 1px dashed black;">Subrisk</td> <td>Not Applicable</td> </tr> </table>	Class	9	Subrisk	Not Applicable
Class	9				
Subrisk	Not Applicable				
<b>Packing group</b>	III				
<b>Environmental hazard</b>	Not Applicable				
<b>Special precautions for user</b>	<table border="0"> <tr> <td style="border-right: 1px dashed black;">Special provisions</td> <td>274 331 335 375 AU01</td> </tr> <tr> <td style="border-right: 1px dashed black;">Limited quantity</td> <td>5 kg</td> </tr> </table>	Special provisions	274 331 335 375 AU01	Limited quantity	5 kg
Special provisions	274 331 335 375 AU01				
Limited quantity	5 kg				

Environmentally Hazardous Substances meeting the descriptions of UN 3077 or UN 3082

are not subject to this Code when transported by road or rail in;

(a) packagings;

(b) IBCs; or

(c) any other receptacle not exceeding 500 kg(L).

- Australian Special Provisions (SP AU01) - ADG Code 7th Ed.

### Air transport (ICAO-IATA / DGR)

<b>UN number</b>	3077												
<b>UN proper shipping name</b>	Environmentally hazardous substance, solid, n.o.s. * (contains ferrous oxalate)												
<b>Transport hazard class(es)</b>	<table border="0"> <tr> <td style="border-right: 1px dashed black;">ICAO/IATA Class</td> <td>9</td> </tr> <tr> <td style="border-right: 1px dashed black;">ICAO / IATA Subrisk</td> <td>Not Applicable</td> </tr> <tr> <td style="border-right: 1px dashed black;">ERG Code</td> <td>9L</td> </tr> </table>	ICAO/IATA Class	9	ICAO / IATA Subrisk	Not Applicable	ERG Code	9L						
ICAO/IATA Class	9												
ICAO / IATA Subrisk	Not Applicable												
ERG Code	9L												
<b>Packing group</b>	III												
<b>Environmental hazard</b>	Not Applicable												
<b>Special precautions for user</b>	<table border="0"> <tr> <td style="border-right: 1px dashed black;">Special provisions</td> <td>A97 A158 A179 A197</td> </tr> <tr> <td style="border-right: 1px dashed black;">Cargo Only Packing Instructions</td> <td>956</td> </tr> <tr> <td style="border-right: 1px dashed black;">Cargo Only Maximum Qty / Pack</td> <td>400 kg</td> </tr> <tr> <td style="border-right: 1px dashed black;">Passenger and Cargo Packing Instructions</td> <td>956</td> </tr> <tr> <td style="border-right: 1px dashed black;">Passenger and Cargo Maximum Qty / Pack</td> <td>400 kg</td> </tr> <tr> <td style="border-right: 1px dashed black;">Passenger and Cargo Limited Quantity Packing Instructions</td> <td>Y956</td> </tr> </table>	Special provisions	A97 A158 A179 A197	Cargo Only Packing Instructions	956	Cargo Only Maximum Qty / Pack	400 kg	Passenger and Cargo Packing Instructions	956	Passenger and Cargo Maximum Qty / Pack	400 kg	Passenger and Cargo Limited Quantity Packing Instructions	Y956
Special provisions	A97 A158 A179 A197												
Cargo Only Packing Instructions	956												
Cargo Only Maximum Qty / Pack	400 kg												
Passenger and Cargo Packing Instructions	956												
Passenger and Cargo Maximum Qty / Pack	400 kg												
Passenger and Cargo Limited Quantity Packing Instructions	Y956												



Passenger and Cargo Limited Maximum Qty / Pack	30 kg G
--	---------

**Sea transport (IMDG-Code / GGVSee)**

<b>UN number</b>	3077	
<b>UN proper shipping name</b>	ENVIRONMENTALLY HAZARDOUS SUBSTANCE, SOLID, N.O.S. (contains ferrous oxalate)	
<b>Transport hazard class(es)</b>	IMDG Class	9
	IMDG Subrisk	Not Applicable
<b>Packing group</b>	III	
<b>Environmental hazard</b>	Not Applicable	
<b>Special precautions for user</b>	EMS Number	F-A , S-F
	Special provisions	274 335 966 967 969
	Limited Quantities	5 kg

**Transport in bulk according to Annex II of MARPOL and the IBC code**

Not Applicable

**SECTION 15 REGULATORY INFORMATION****Safety, health and environmental regulations / legislation specific for the substance or mixture****FERROUS OXALATE IS FOUND ON THE FOLLOWING REGULATORY LISTS**

Australia Dangerous Goods Code (ADG Code) - Dangerous Goods List	Australia Standard for the Uniform Scheduling of Medicines and Poisons (SUSMP) - Schedule 5
Australia Dangerous Goods Code (ADG Code) - List of Emergency Action Codes	Australia Standard for the Uniform Scheduling of Medicines and Poisons (SUSMP) - Schedule 6
Australia Hazardous Chemical Information System (HCIS) - Hazardous Chemicals	International Air Transport Association (IATA) Dangerous Goods Regulations
Australia Inventory of Chemical Substances (AICS)	International Maritime Dangerous Goods Requirements (IMDG Code)
Australia Standard for the Uniform Scheduling of Medicines and Poisons (SUSMP) - Schedule 2	United Nations Recommendations on the Transport of Dangerous Goods Model Regulations
Australia Standard for the Uniform Scheduling of Medicines and Poisons (SUSMP) - Schedule 4	

**National Inventory Status**

National Inventory	Status
Australia - AICS	Yes
Canada - DSL	No (ferrous oxalate)
Canada - NDSL	Yes
China - IECSC	Yes
Europe - EINEC / ELINCS / NLP	Yes
Japan - ENCS	Yes
Korea - KECI	Yes
New Zealand - NZIoC	Yes
Philippines - PICCS	Yes
USA - TSCA	Yes
Taiwan - TCSI	Yes
Mexico - INSQ	No (ferrous oxalate)
Vietnam - NCI	Yes
Russia - ARIPS	No (ferrous oxalate)
<b>Legend:</b>	Yes = All CAS declared ingredients are on the inventory No = One or more of the CAS listed ingredients are not on the inventory and are not exempt from listing(see specific ingredients in brackets)

**SECTION 16 OTHER INFORMATION**

<b>Revision Date</b>	27/06/2017
<b>Initial Date</b>	Not Available

**SDS Version Summary**

Version	Issue Date	Sections Updated
6.1.1.1	02/02/2008	Acute Health (inhaled), Advice to Doctor, Classification, Environmental, First Aid (inhaled), Use

**Other information**

Classification of the preparation and its individual components has drawn on official and authoritative sources as well as independent review by the Chemwatch Classification committee using available literature references.

The SDS is a Hazard Communication tool and should be used to assist in the Risk Assessment. Many factors determine whether the reported Hazards are Risks in the workplace or other settings. Risks may be determined by reference to Exposures Scenarios. Scale of use, frequency of use and current or available engineering controls must be considered.

#### Definitions and abbreviations

PC—TWA: Permissible Concentration-Time Weighted Average  
PC—STEL: Permissible Concentration-Short Term Exposure Limit  
IARC: International Agency for Research on Cancer  
ACGIH: American Conference of Governmental Industrial Hygienists  
STEL: Short Term Exposure Limit  
TEEL: Temporary Emergency Exposure Limit.  
IDLH: Immediately Dangerous to Life or Health Concentrations  
OSF: Odour Safety Factor  
NOAEL :No Observed Adverse Effect Level  
LOAEL: Lowest Observed Adverse Effect Level  
TLV: Threshold Limit Value  
LOD: Limit Of Detection  
OTV: Odour Threshold Value  
BCF: BioConcentration Factors  
BEI: Biological Exposure Index

This document is copyright.

Apart from any fair dealing for the purposes of private study, research, review or criticism, as permitted under the Copyright Act, no part may be reproduced by any process without written permission from CHEMWATCH.

TEL (+61 3) 9572 4700.